



# Outline

Why consider grad school

Identify interests

Research

Planning

- Resume building


- Dates & Deadlines

- Documents & Tests

Reach out

Apply

Timeline




# Why should you consider graduate school?

What are your career goals?

Future earning potential

Individuals with a masters made 15% more in 2019 (on a weekly basis)



# Informational interviews

Informational interview: Discussion with a professional about their career path. Gain insight from experience of others.

Informational interviews are recommended for determining your career path. You will be able to make an informed grad school choice if you are pursuing a program that will help you get a job you desire in the future.

# Identify 3 Interests & Research

After completing informational interviews, identify your top 3 career choices.

What degree & skills do you need to pursue this career?

What graduate program did your interviewee go through?




# Research continued:

Research programs available

Sort by location, class size, retention rate, cost (in state tuition vs out of state)

Reach out to program director with any questions



# Planning Process

# Planning continued

Make a checklist of all required documents:

GRE (or other tests)

Need time to prepare, take exam, and wait for results!

Build a study schedule

Personal statement

Review with tutoring center

Resume

Review with career center





# Planning continued

## Letters of recommendation


- Participate in class
- Attend office hours

## Transcript

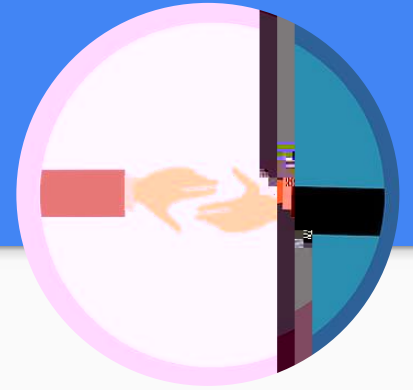
- Official transcript can take a few days to process

## Program requirements

- Some programs require undergrad classes



# Reach out



Reach out to admissions staff

Attend open houses (virtual or in person)

Virtual open house advantages

Look professional

Reach out to professors

They may have funds to give out for student researchers

Recommenders

Request letter (closer to app deadline)

Send them resume



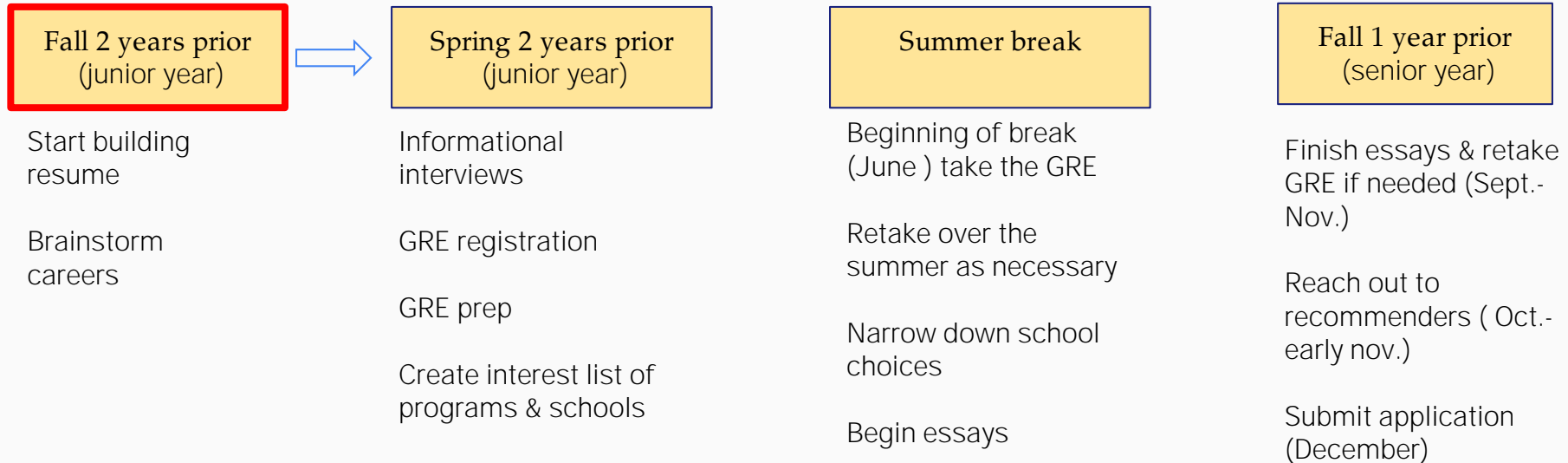
# Apply!

Scholarship applications

Early deadline

# Ideal Timeline

How early should I start preparing for applying to graduate school?



# Timeline continued

Applying early has advantages...but if you aren't ready take a gap year or two!

## Gain real life experience

- Improves your resume

- Possible letter of recommendation

- Allows a "test run" of desired career or field

The background is a solid blue color. Three overlapping circles are positioned on the right side of the frame, extending from the center towards the right edge. The circles are arranged in a row, with the largest and darkest blue circle on the left, and two smaller, lighter blue circles to its right, each overlapping the previous one. The text "Good luck!" is centered horizontally within the largest circle.

Good luck!