
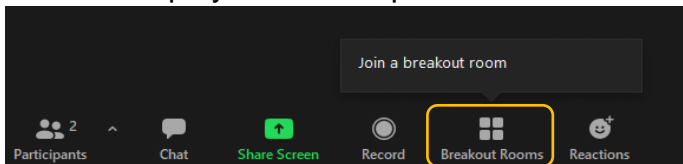


## Self-selecting a breakout room

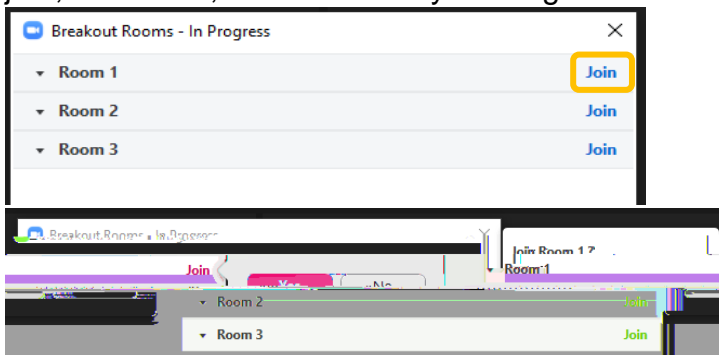
If the host has allowed participants to self-select and join breakout rooms of their choosing, participants will be able to view and select from a list of breakout rooms the host has created. They will be able to enter and leave breakout rooms freely.

**Note:** Participants not joined with the desktop or mobile app (version **5.3.0** or higher) will not be able to self-select a breakout room. The host will need to facilitate moving these participants manually.

1. Click **Breakout Rooms**  in your meeting controls. This will display the list of open breakout rooms created by the host.



2. Hover your pointer over the number to the right of breakout room you wish to join, click **Join**, then confirm by clicking **Join**.



3. Repeat as necessary to join other breakout rooms, or click **Leave Room** to return to the main session.

